
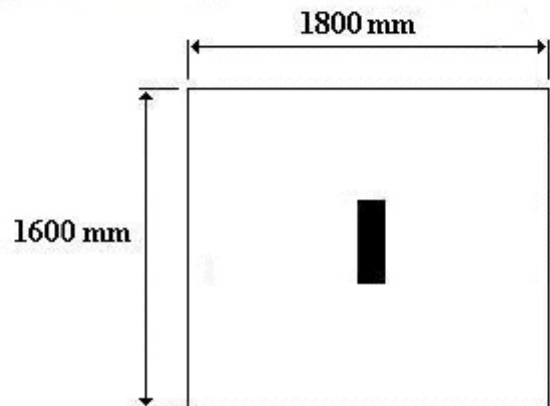
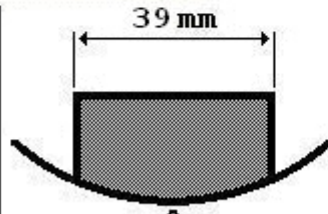


50 mm
TO
60 mm
Diameter

35mm 30mm



24 VDC - 6 WATT
DAYLIGHT WHITE
6200K CCT
CRI (Ra) 84.7%
80 DEG LATTERAL
BEAM WIDTH
IP67 FITTING
IP67 CONNECTORS
CE MARKED
ROHS COMPLIANT
UMSUG REF:
40 0006 0002 100



EFFECTIVE LIGHT PATTERN AT 1M
FITTING POINTING STRAIGHT DOWN

THE HAND RAIL LIGHT IS SOLD
ON IT'S OWN. THE STEEL RAILS
SHOWN ARE FOR ILLUSTRATION
PURPOSES

0.5M	750 LUX
0.6	630 LUX
0.7	540 LUX
0.8	440 LUX
0.9	350 LUX
1.0M	260 LUX
1.5M	120 LUX

REVISION DATE
APRIL 2010



ALL DATA PROVIDED IS FOR GUIDANCE PURPOSES ONLY. PLM ILLUMINATION
RESERVES THE RIGHT TO CHANGE PRODUCT SPECIFICATIONS WITHOUT NOTICE.

**UNILED HANDRAIL FITTING
SPECIFICATIONS**

DATE: DECEMBER 01 DRWG No: N/A

	SCALE:	AUTHOR:
	N/A	JD

P.L.M ILLUMINATION

UNIT 6, ARTHUR DRIVE
HOO FARM INDUSTRIAL ESTATE
KIDDERMINSTER, DY11 7RA

TEL. 01562 66441 - FAX 01562 829992

All drawings are protected by copyright and
may not be reproduced without written authority